

	Month (%)	Quarter (%)	FYTD (%)	1 Year (%)	3 Years (% p.a.)	5 Years (% p.a.)	7 Years (% p.a.)	10 Years (% p.a.)	Since Inception <sup>^</sup> (% p.a.)
Perennial Value Smaller Companies Trust (Net)	6.2	12.5	15.2	13.5	-2.8	5.3	6.4	6.5	8.8
S&P/ASX Small Ordinaries Accumulation Index	4.8	7.5	14.4	13.8	2.7	5.4	6.8	6.7	6.1
<b>Value Added</b>	<b>1.4</b>	<b>5.0</b>	<b>0.8</b>	<b>-0.3</b>	<b>-5.5</b>	<b>-0.1</b>	<b>-0.4</b>	<b>-0.2</b>	<b>2.7</b>

<sup>^</sup>Since inception: March 2002. Past performance is not a reliable indicator of future performance.

## Overview

The Trust was up 6.2% ahead of the benchmark which was up 4.8%. The strong result was driven by Cooper Energy (+51.7%) as the stock attracted new investor interest given the strong east coast gas thematic and signs of reducing risk on the decommissioning project. We had positioned for this to occur and so began to lock in some profits late in the month as our thesis played out.

Other outperformers included:

- Superloop (+30.4%) after announcing a large increase in expected earnings driven by organic growth as well as a transformative wholesale deal with Origin Energy to provide broadband services.
- Webjet (+26.9%) after reaffirming the top end of earnings guidance and provided pathways to achieve new long term growth targets.
- Genesis Minerals (+21.2%) given a strengthening gold price and the release of a five-year plan providing detailed production, costs and capex for the first time since its robust M&A activity last year.

Investor interest continues to improve in stocks outside the ASX300 where the Trust has a considerable exposure. Examples during the month include Genetic Signatures (+21.4%), Universal (+16.3%), Qoria (+18.4%), Navigator (+13.9%) and Enero (+11.3%).

We remain comfortable with the positioning of the Trust with superior growth forecasts\* when compared to the Index, strong balance sheets (45% net cash) and a low earnings multiple (12.8x PE).

\*Based on Perennial Value Management Forecasts. While due care has been used in the preparation of forecasts information, actual outcomes may vary in a materially positive or negative manner.

## Perennial Value Smaller Companies Trust

The aim of the Trust is to grow the value of your investment over the long term by investing in a portfolio of Australian companies that are either listed or soon to be listed companies found outside the S&P/ASX Top 100 Index, and to provide a total return (after fees) that exceeds the S&P/ASX Small Ordinaries Accumulation Index measured on a rolling three-year basis.

### Portfolio Managers

Andrew Smith, Julian Guido & Marco Correia

### APIR Code

IOF0214AU

### Distribution Frequency

Half yearly

### Minimum Initial Investment

\$25,000

### Trust Inception Date

March 2002

### Fees

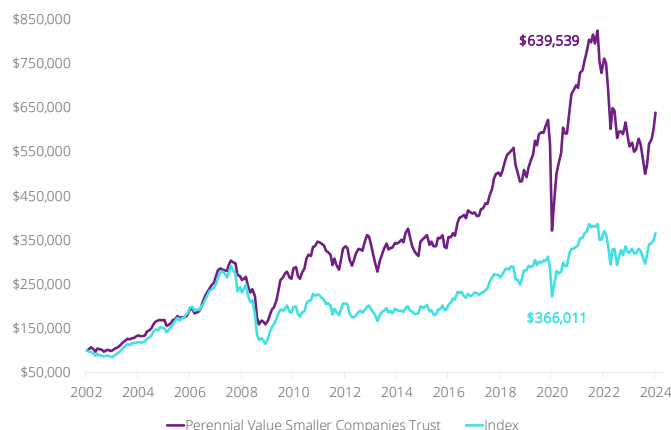
1.20% p.a. + Performance fee

Portfolio Characteristics – FY25	Trust*	Index**
Price to Earnings (x)	10.9	15.6
Price to Free Cash Flow (x)	8.6	12.5
Gross Yield (%)	4.6	3.6
Price to NTA (x)	1.6	2.5

Source: \*Perennial Value Management as at 31 March 2024. \*\*FactSet, Goldman Sachs, Macquarie Securities and UBS forecast as at 31 March 2024.

The above figures are forecasts only. While due care has been used in the preparation of forecast information, actual outcomes may vary in a materially positive or negative manner.

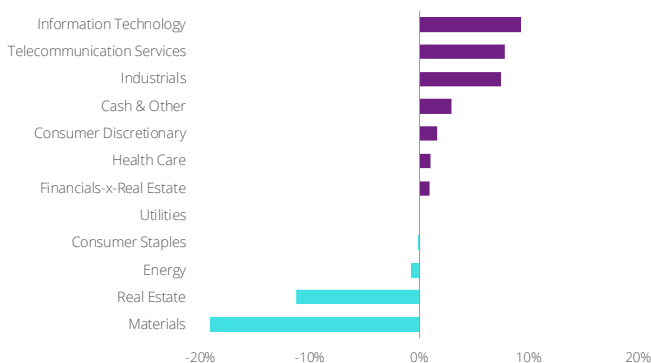
## Growth of \$100,000 Since Inception



Performance shown net of fees with distributions reinvested. Does not take into account any taxes payable by an investor. Past performance is not a reliable indication of future performance.

Top 10 Positions	Trust (%)	Index (%)
QORIA LTD	5.4	0.0
ACROW FORMWORK AND CON LTD	3.7	0.0
ALLIANCE AVIATION SERVICES LTD	3.6	0.0
GTN LTD	3.5	0.0
COOPER ENERGY LTD	3.4	0.2
NAVIGATOR GLOBAL INVESTMENTS LTD	3.2	0.0
ENERO GROUP LTD	2.9	0.0
MEDADVISOR LTD	2.9	0.0
EXPERIENCE CO LTD	2.5	0.0
VIVA ENERGY LTD	2.4	1.5

## Sector Active Exposure vs Index



## Trust Review

**Cooper Energy** performed strongly (+51.7%) given renewed investor interest. We witnessed this interest first-hand with Cooper receiving the most one-on-one meeting requests at a Western Australian resource conference we attended during the month. The disciplined focus under new CEO Jane Norman has been impressive and the stock remains a core holding despite some trimming of the position given the strong move recently.

Other outperformers included:

- **Superloop** (+30.4%) was up following the announcement of an underlying organic upgrade and a significant wholesale contract win with Origin Energy. This multi-year agreement signifies a substantial increase in Superloop's broadband subscriber base and aligns strategically with Origin's aspiration for future customer growth. We maintain our positive outlook on Superloop, recognising it as a well-managed competitor in the telco sector. Furthermore, Superloop's valuation remains attractive, particularly within the context of positive industry trends.
- **Webjet** (+26.9%) rose strongly as management reaffirmed FY24 results at the top end of guidance highlighting momentum in the business. More importantly, the WebBeds Investor day provided new TTV targets for FY25 and FY30 with clear pathways (market share and conversion) to achieve these.
- **Genesis Minerals** (+21.2%) performed well given a strengthening gold price and the release a five-year plan providing detailed production, costs and capex for the first time since the strong M&A activity last year.
- **Universal** (+16.3%) benefitted from increased focus on retail stocks on potentially less challenging conditions moving forward. We believe Universal stands out given its cheap valuation, strong balance sheet and unique growth opportunity via the rollout of its "Perfect Stranger" format.
- **PSC Insurance** (+9.9%) lifted following press reports suggesting M&A interest. The company confirmed receipt of multiple strategic approaches that are subject to due diligence and negotiation and remain incomplete.
- **Perpetual** (+4.5%) was up on reports of further progress being made on its strategic review. Management are currently considering several different options to release shareholder value involving its 3 main divisions of Asset Management, Wealth and Corporate Trusts.

Interest in Medtech was noticeable with a recovery in the share prices of **Genetic Signatures** (+21.4%) and **Microba** (+16.7%) as the latter outlined the rollout of their MetaPanel test with Sonic Healthcare.

Investor interest continues to improve in stocks outside the ASX300 where the Trust has a considerable exposure given the valuation appeal after years of neglect from investors at this end of the market. The following stocks which moved higher reflecting this interest rather than any company updates included **Qoria** (+18.4%), **Navigator Global Investments** (+13.9%), **Enero** (+11.3%) and **Bravura** (+12.9%).


However, this recovery is still a long way from being a broad recovery in small stocks with names such as **MedAdvisor** (down 12.7%), **Experience Co** (down 11.1%) and **Fleetwood** (down 19.2%) drifting on no news in the month.

Amongst more mainstream names **Collins Foods** (down 7.8%) and **Smartgroup** (down 11.5%) were softer on no news.

The Trust finished with 65 positions and cash of 3.0%.

## Market Review – Australia (%)


S&P/ASX Small Ordinaries Index	4.8
Energy	7.5
Materials	6.6
Industrials	1.6
Consumer Discretionary	3.7
Consumer Staples	4.0
Health Care	5.3
Financials	7.7
Real Estate	6.3
Information Technology	-0.2
Telecommunication Services	-2.2



Portfolio Managers: Marco Correia, Andrew Smith and Julian Guido (left to right)

[Invest Online Now](#)

## Contact us

 Level 27, 88 Phillip Street  
Sydney NSW 2000

 1300 730 032

 [invest@perennial.net.au](mailto:invest@perennial.net.au)

 [www.perennial.net.au](http://www.perennial.net.au)

Signatory of:

 Principles for Responsible Investment

 Significant Investor Visa (SIV) Compliant

Issued by Perennial Value Management Limited (ABN 22 090 879 904, AFSL No. 247293) as the Investment Manager. The Responsible Entity is Perennial Investment Management Limited (ABN 13 108 747 637, AFSL No. 275101). Perennial Partners Limited (ABN 90 612 829 160) is a Corporate Authorised Representative (1293138) of Perennial Value Management Limited. Both the Investment Manager and Responsible Entity form part of Perennial Partners. This promotional statement is provided for information purposes only. Accordingly, reliance should not be placed on this promotional statement as the basis for making an investment, financial or other decision. This promotional statement does not take into account your investment objectives, particular needs or financial situation and is not intended to constitute advertising or advice of any kind and you should not construe the contents of promotional statement as legal, tax, investment or other advice. This promotional statement does not constitute an offer or inducement to engage in an investment activity nor does it form part of any offer documentation, offer or invitation to purchase, sell or subscribe for interests in any type of investment product or service. You should read and consider any relevant offer documentation applicable to any investment product or service and consider obtaining professional investment advice tailored to your specific circumstances before making any investment decision. While every effort has been made to ensure the information in this promotional statement is accurate, its accuracy, reliability or completeness is not guaranteed. Past performance is not a reliable indicator of future performance. Gross performance does not include any applicable management fees or expenses. Net performance is based on redemption price for the period and assumes that all distributions are reinvested. Fees indicated reflect the maximum applicable. Contractual arrangements, including any applicable management fee, may be negotiated with certain large investors. Investments in the Trusts must be accompanied by an application form. The current relevant product disclosure statements, additional information booklet, application forms and target market determination can be found on Perennial's website [www.perennial.net.au](http://www.perennial.net.au). Use of the information on our website is governed by Australian law and is subject to the terms of use. No distribution of this material will be made in any jurisdiction where such distribution is not authorised or is unlawful.